





Basic English Spoken Course For Daily & General Life Conversation BY Tanvir Sir

PART 3

Basic English Spoken Course For Daily & General Life Conversation

	10 Live Classes	
		
Class PDFs	QUIZZES and Practice	Doubt Clearance What'sUp Group



Class Topic:

Day 06- Learn use of WH words in Spoken English-1

PART 3

DAY 6

Basic English Spoken Course

Learn use of WH words in Spoken English-1

Tanvir Sir

For Daily & General Life Conversation

Introduction

This Spoken English course improves your speaking skills and it also, enables you to converse effectively while using question words.

Points to cover:

- Learn daily used actions & its forms.
- Sentence formation with different types of grammar.
- Common dialogues for daily use.
- Conversation using question words like what, what time, where, when etc. in spoken English.
- Quiz based on the lesson.

Learning objective: To make students understand how to use question words in spoken English.

1. To make you aware with wh words to get fluency in spoken English.
2. To make you learn frequently used dialogues with Hindi meaning.
3. To make students aware tricks to master the language.
4. To help you learn other basic dialogues for daily conversation.

Grammar you will learn:

A brief introduction of question words like what, what time, where, when etc.

1. We will be discussing how to frame sentences using what, what time, when, where etc.
2. We will also discuss most common new action verbs for daily conversations and its form in spoken English.
3. We will also learn grammar rules using short forms appropriately using rules.
4. We will also discuss Do's & Don'ts to be followed while framing sentences in present, past & future.

List of commonly used action verbs

List of daily Actions	Hindi meaning	I	II	III
Have a shower	स्नान करना	have	had	Had
Make a plan	योजना बनाना	Make	made	Made
Look for mobile	मोबाइल ढूँढना	Look	looked	Looked
Bargain	मोलभाव करना	bargain	bargained	bargained
Operate the computer	कंप्यूटर चलाना	operate	operated	Operated
Withdraw support	समर्थन वापस लेना	withdraw	withdrew	withdrawn
Complain	शिकायत करना	complain	complained	complained
Sing lullaby	लोरी गाना	Sing	sang	Sung
Hit the gym	व्यायामशाला जाना	Hit	hit	Hit
Stand for justice	न्याय के लिए खड़ा होना	Stand	stood	Stood

What- To know the details and data.

Formula

What+HV+ Sub+Verb?

What do you take?

आप क्या लेते हैं

What does he clean?

वह क्या साफ करता है?

1	What do you drive?	आप क्या चलाते हैं?
2	What does he speak?	वह क्या बोलता है?
3	What did you buy yesterday?	तुमने कल क्या खरीदा?
4	What will you keep?	आप क्या रखेंगे?
5	What can you do?	तुम क्या कर सकते हो?
6	What could you take yesterday?	आप कल क्या ले सकते थे?
7	What should I sell?	मैं क्या बेचूँ?
8	What you you want to learn?	आप क्या सीखना चाहते हैं?
9	What did you wanna watch yesterday?	आप कल क्या देखना चाहते थे?
10	What do you need to have?	आपके पास क्या होना चाहिए?
11	What does he need to write?	उसे क्या लिखने की जरूरत है?
12	What will you need to offer?	आपको क्या पेशकश करनी होगी?

Where-We use where to know the place.

Formula

Where+Hv+ Sub+ Verb+obj

Where do you take coffee?

आप कॉफी कहाँ लेते हैं?

no.	English	Hindi
1	Where do you drive?	आप कहाँ ड्राइव करते हैं?
2	Where does he speak?	वह कहाँ बोलता है?
3	Where did you buy yesterday?	आपने कल कहाँ खरीदा था?
4	Where will you keep?	कहाँ रखेंगे?
5	Where can you do?	आप कहाँ कर सकते हैं?
6	Where could you take yesterday?	आप कल कहाँ ले जा सकते थे?
7	Where should I sell?	मैं कहाँ बेचूँ?
8	Where you you want to learn?	आप कहाँ सीखना चाहते हैं?
9	Where did you wanna watch yesterday?	आप कल कहाँ देखना चाहते थे?
10	Where do you need to have?	आपको कहाँ चाहिए?
11	Where does he need to write?	उसे कहाँ लिखना है?
12	Where will you need to offer?	आपको कहाँ पेशकश करने की आवश्यकता होगी?

About course

Name: Basic English Spoken Course PART 3 – DAY 06 - **Spoken English Class**

About the Instructor

Tanvir Sir (MA in English) has been Imparting training for more than 10 years. He has trained more than 6 thousand students. He has also worked assistant professor of English at Poornima University, Jaipur. Students have known him as a Spoken English trainer. He has made learning as easy as ABC.

Online Link: On Namaste English Android App at <https://namasteenglish.page.link/hp>

After installing app, click on website link: <https://namaste-english.com/video-courses/basic-english-spoken-course-part-3-for-daily-&-general-life-conversation-by-tanvir-sir-courses-4832414ae3e24023bf09dfad1f4acaba.html>

Price: Course is available only to UNLIMITED Account users of Namaste English app. To get UNLIMITED Account, click on <https://namasteenglish.page.link/unlimited-account>